

●●●●●●●●●●●●●●●●●●

NOUNS





Hollie Griffith

A little about me...

I live in Lexington, KY with my husband and three crazy kids. Life is a an adventure in our house.... There is always something going on! In my free time I like to drink coffee, shop, play with my kids, and read research articles about teaching kids to read (I know...that might be a bit weird..).

I can't even believe it but I have already been teaching for 13 years. I LOVE teaching and creating resources that engage and inspire my little learners. I like to think outside the lines and I'm always looking for new ideas to create a learning experience that my students will never forget! It is my hope that you find my products useful in your classroom!

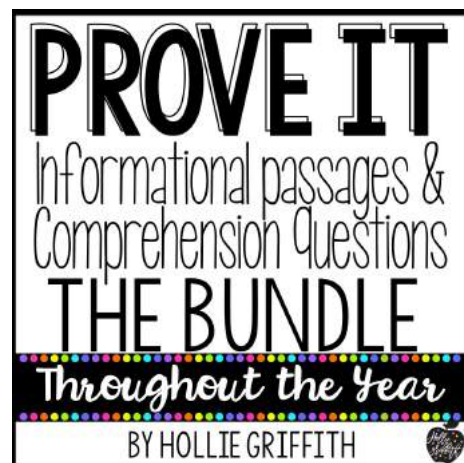

Connect with me



www.holliegriffith.com

holliegriffith@icloud.com

Resources you'll LOVE...



About this Resource...

Teach nouns with this engaging hands-on resource. This bundle includes three weeks (15 days) of mini lessons, anchor charts, class games with recording sheets, interactive notebook pages, task cards, crafts, and three quick assessments. This is a complete hands-on mini unit that will add fun and excitement to your classroom. The first week covers common nouns, the second week is all about proper nouns, and the third week focuses on those tricky possessive nouns!

I am a believer in a hands-on approach to teaching. Students learn when they are deeply engaged in the learning process. But, what does it mean to be hands-on in reading class? From my experience with reading instruction, my students learn best when they are reading, talking about what they are reading, conversing with their friends, moving, and involved in deep discussion. Students learn so much from each other and I believe that a reading classroom should be anything but silent.

This unit focuses on the following standard:
L.1.b - Use common, proper, and possessive nouns.

contents

Lesson Plans {Three Weeks}	5
Common Noun Anchor Chart and Printable	9
Common Noun Interactive Notebook	19
Common Noun Match Up Silly Sentences Game	21
Common Noun Task Card Scoot	27
Common Noun Apple Tree Craft and Writing	34
Common Noun Assessment	40
Proper Noun Anchor Chart and Printable	42
Proper Noun Interactive Notebook	44
Proper Noun Scavenger Hunt	45
Day, Month, Holiday Sort Game and Printable	51
Proper Noun Assessment	61
Possessive Noun Anchor Chart Example	63
Possessive Noun Foldover	64
Make a Possessive Noun Partner Game	65
Possessive Noun Interactive Notebook	70
Possessive Noun Partner Work (Turn nouns into possessive nouns)	72
Possessive Noun Task Card Scoot	75
Possessive Noun Assessment	82

Plans in a nutshell

Day 1 - Introduction

-Introduce nouns with a song... These are my favorites...

The Best Noun Song Ever

https://www.youtube.com/watch?v=qcXy6_Mqe54

Noun Song

<https://www.youtube.com/watch?v=MZcka8Zg-uc>

-Explain that a noun names a person, place, thing or animal.

-Make an anchor chart. You can draw pictures or use the examples that I have provided!

-I like to use the black/white version and let my students color the pictures.

-Students will use the anchor chart as a guide to list a person, place, and a thing. They will use each noun in a sentence and illustrate the sentence.



NOUN A noun identifies a person, place, or thing.

Directions: Write a noun in each box. Draw a picture of the noun and use the noun in a sentence.

Name: *Sophie*

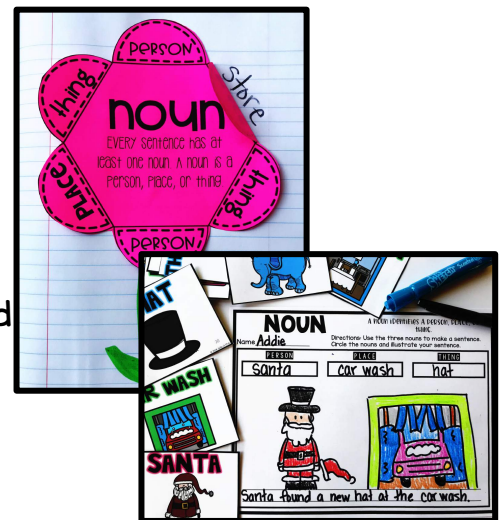
PERSON	PLACE	THING
<i>girl</i>	<i>farm</i>	<i>ice cream</i>
<i>The girl has a purple dress.</i>	<i>My cousin Hayden lives on a farm.</i>	<i>I like chocolate ice cream.</i>

Day 2

-Review common nouns and take a second look at the anchor chart.

-Complete the interactive notebook page.

-Play Noun Match Up Silly Sentences. (Each child gets one noun card. Children must go around the classroom to find two more people to join their group. Each group must have a person, place, and thing. (pink, blue, green) Once students have paired up, they must work together to use the three noun cards in a sentence and illustrate the picture.



Day 3


-Play Noun Scoot (Hang the noun task cards around the classroom. Students must go around the room, read the sentence, and list the noun on their recording sheet.



Plans in a nutshell

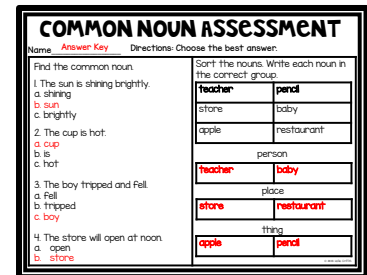
Day 4

- Review common nouns
- Complete the common noun apple tree craft and writing.



Day 5

- ## -Common Noun Assessment



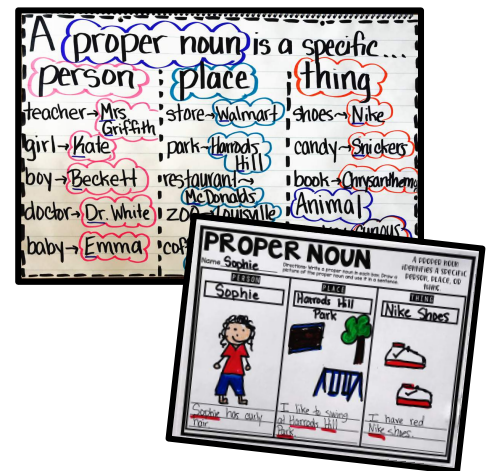
Day 1

- Introduce proper nouns with a song....**

Noun Town

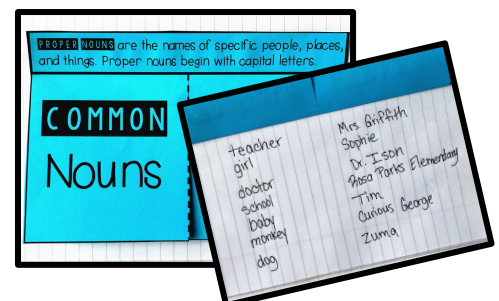
<https://www.youtube.com/watch?v=8kcJzh6ggGM>

- Make an anchor chart with students. Use the provided anchor chart as a guide. List common nouns and have students come up with proper nouns. Write the proper nouns on the chart.
- Students will use the anchor chart as a guide to write and illustrate sentences with proper nouns.



Day 2

- Review proper nouns.
- Complete the proper noun interactive notebook page.



Day 3

- Play Proper Noun Scavenger Hunt (Tape/hide common and proper nouns around the classroom. Students must find and record nouns on the recording sheet.



Plans in a nutshell

Day 4

- Introduce Months, Days, Holidays as Proper Nouns
- Play Month, Day, Holiday Word Sort (Put three posters in three different corners of the room. When you say GO, students must grab a proper noun card that is face down in the center of the room and RUN to the correct poster.)
- Complete the independent month, day, holiday word sort




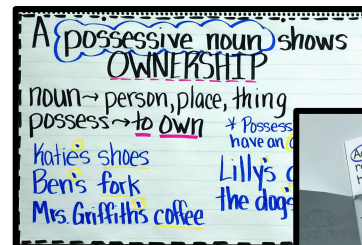
Day 5

Proper Noun Assessment

PROPER NOUN ASSESSMENT	
Name	Answer Key
1. Find the proper noun. a. happy b. very c. Mrs. Griffith	Sort the nouns. Write each noun in the correct group. Give the proper nouns a capital letter. teacher stone starbucks walmart wednesday doctor mrs. griffith coffee shop
2. We need to go to the store to get school supplies. Mom wants to go to Walmart. a. store b. Walmart c. school	proper nouns Starbucks Walmart Wednesday Mr. Griffith common nouns teacher store doctor coffee shop
3. We love cupcakes from Gigg's Bakery. Chocolate is my favorite! a. we b. Chocolate c. Gigg's Bakery	

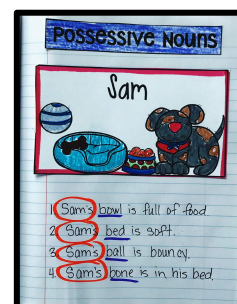

Day 1

- Introduce possessive nouns with an anchor chart.
- Complete the possessive noun foldover. Students must underline the possessive noun, circle the owner of the noun, and illustrate under the flap each silly sentence.



Day 2

- Review possessive nouns
- Play possessive noun partner game (Print people/animals on one color and things on another. Each child gets a card. Students must walk around the room to find a partner that has a different color card. Once they form a team they must work together to turn the noun into a possessive noun and use the words in a sentence. They must illustrate their sentence.)



Day 3

- Possessive Noun Interactive Notebook

Plans in a nutshell

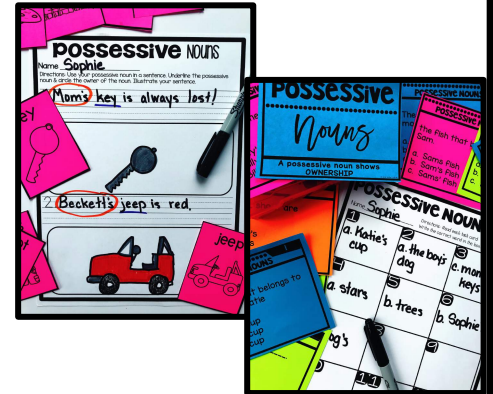
Day 4

- Play Possessive Noun Partner Activity (Each team gets a set of cards. Students must pick a noun card and work with partners to turn it into a possessive noun.)
- Play Possessive Noun Scoot



Day 5

Possessive Noun Assessment



POSSESSIVE NOUN ASSESSMENT	
Name: <u>Answer Key</u>	
Circle the word that completes the sentence.	Choose the best answer:
1. _____ dog needs a bath.	4. The shoes that belong to Ben:
a. Bobs	a. Ben's shoes
b. Bobs'	b. Bens shoes
c. Bobs's	c. Bens shoes
2. Do you have _____ shoes?	5. The hat that belongs to the Frog:
a. Katie	a. The Frog's hat
b. Katie's	b. the Frogs hat
c. Katie's	c. the Frogs hat
3. When it's dark I like to lay on the ground and look at the _____	6. The bone that belongs to the dog:
a. stars	a. The dogs bone
b. stars's	b. the dogs bone
c. stars'	c. the dogs bone

Anchor Chart Example

A NOUN is a...

Person (or animal)

Place

Thing

Person: GIRL, CHEF, ROCKSTAR, BABY, BALLERINA

Place: CITY, BEACH, FOREST, FARM, DESERT

Thing: CROWN, HAT, FLOWER, POT, CAT, ICE CREAM


NOUN

Name Sophie

Directions: Write a noun in each box. Draw a picture of the noun and use the noun in a sentence.

PERSON	PLACE	THING
girl	farm	ice cream
The girl has a purple dress.	My cousin Hayden lives on a farm.	I like chocolate ice cream.


BABY




BALLERINA



BEACH



CAT



CHEF




CiTY




CROWN



DeSeRT



FARM




FLOWER



POT

FOREST



gIRL



ice CREAM




ROCKSTAR



HAT




BABY




BALLERINA



BEACH




CAT




CHEF




CiTY




CROWN




DeSeRT



FARM




FLOWER



POT

FOREST



gIRL



ice CREAM



ROCKSTAR



HAT



NOUN

A NOUN IDENTIFIES A PERSON, PLACE, OR THING.

Directions: Write a noun in each box. Draw a picture of the noun and use the noun in a sentence.

Name _____

PERSON

PLACE

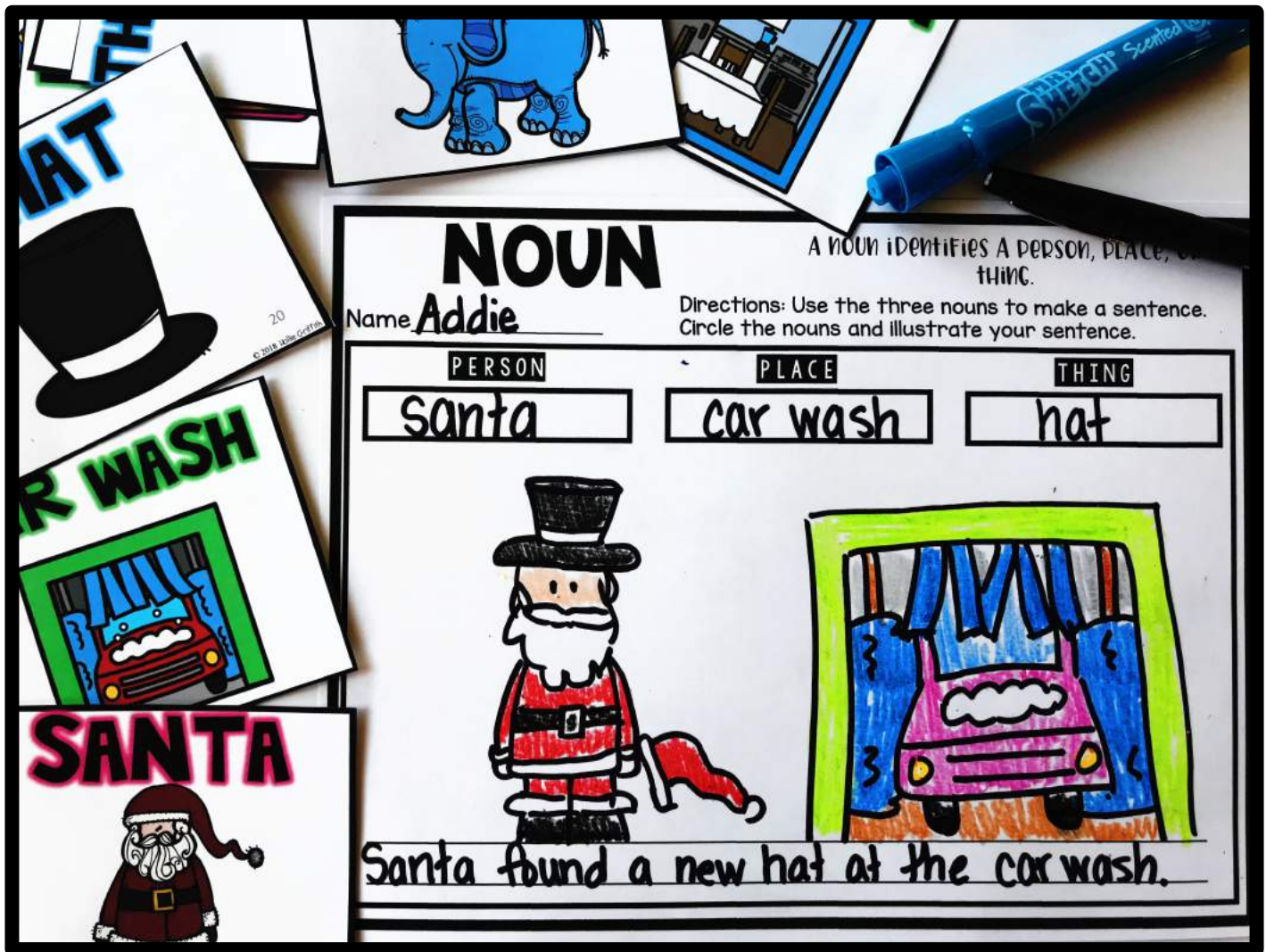
THING

Interactive Notebook Example





MATCH UP SILLY SENTENCES




NOUN

A NOUN identifies A PERSON, PLACE, or THING.

Name Addie

Directions: Use the three nouns to make a sentence. Circle the nouns and illustrate your sentence.

PERSON	PLACE	THING
<u>Santa</u>	<u>car wash</u>	<u>hat</u>



Santa found a new hat at the car wash.

Directions:

- Each child gets one noun card.
- Students must go around the classroom to find two more people to join their group. Each group must have a person, place, and thing. (pink, blue, green)
- Once students have paired up, they must work together to use the three noun cards in a sentence and illustrate the picture.

NOUN

A NOUN IDENTIFIES A PERSON, PLACE, OR THING.

Directions: Write a noun in each box. Draw a picture of the noun and use the noun in a sentence.

Name _____

PERSON

PLACE

THING


COOK



gIRL



BABY



BALLERiNA



ROCKSTAR



TEACHER



SUPERHERO



MUSICIAN



CROWN



FLOWER POT




ice CREAM



HAT




APPLE



TREE




PENCIL



THUMB TACK




FARM




CITY




ZOO



FOREST




BEACH



CAR WASH



KITCHEN



LIBRARY



NOUN SCOOT With Task cards



Directions:

- Tape the task cards around the classroom.
- Students will move around the room, read the sentence, and find the nouns.
- Students will list the nouns on the recording sheet.

NOUN

Recording Sheet

Name _____

Directions: Read each sentence. Write the noun in the box.

1

2

3

4

5

6

7

8

9

10

11

12

NOUN

Recording Sheet

Name _____ **Answer Key**

Directions: Read each sentence. Write the noun in the box.

1

cup

2

boy

3

keys

4

beach

5

bunny

6

girl

7

puppy

8

baby

9

teacher

10

burger

11

purse

12

kitchen

NOUN

Sentences

A noun names a person,
place, or thing.

© 2018 Hollie Griffith

2

NOUNS

The boy is dancing.

a. the b. boy c. dancing

NOUNS

The cup is hot.

a. hot b. is c. cup

3

NOUNS

Where are the keys?

a. the b. keys c. where

NOUNS

The bunny will hop away.

- a. bunny b. hop c. will

Nouns

The little puppy is barking loudly.

- a. puppy b. little
c. barking

NOUNS

The baby won't stop
crying.

- a. crying b. baby
c. stop

NOUNS

The burger is delicious!

- a. burger b. is
c. delicious

NOUNS

The teacher is not
happy.

- a. teacher b. happy
c. not

NOUNS

The purse is too big.

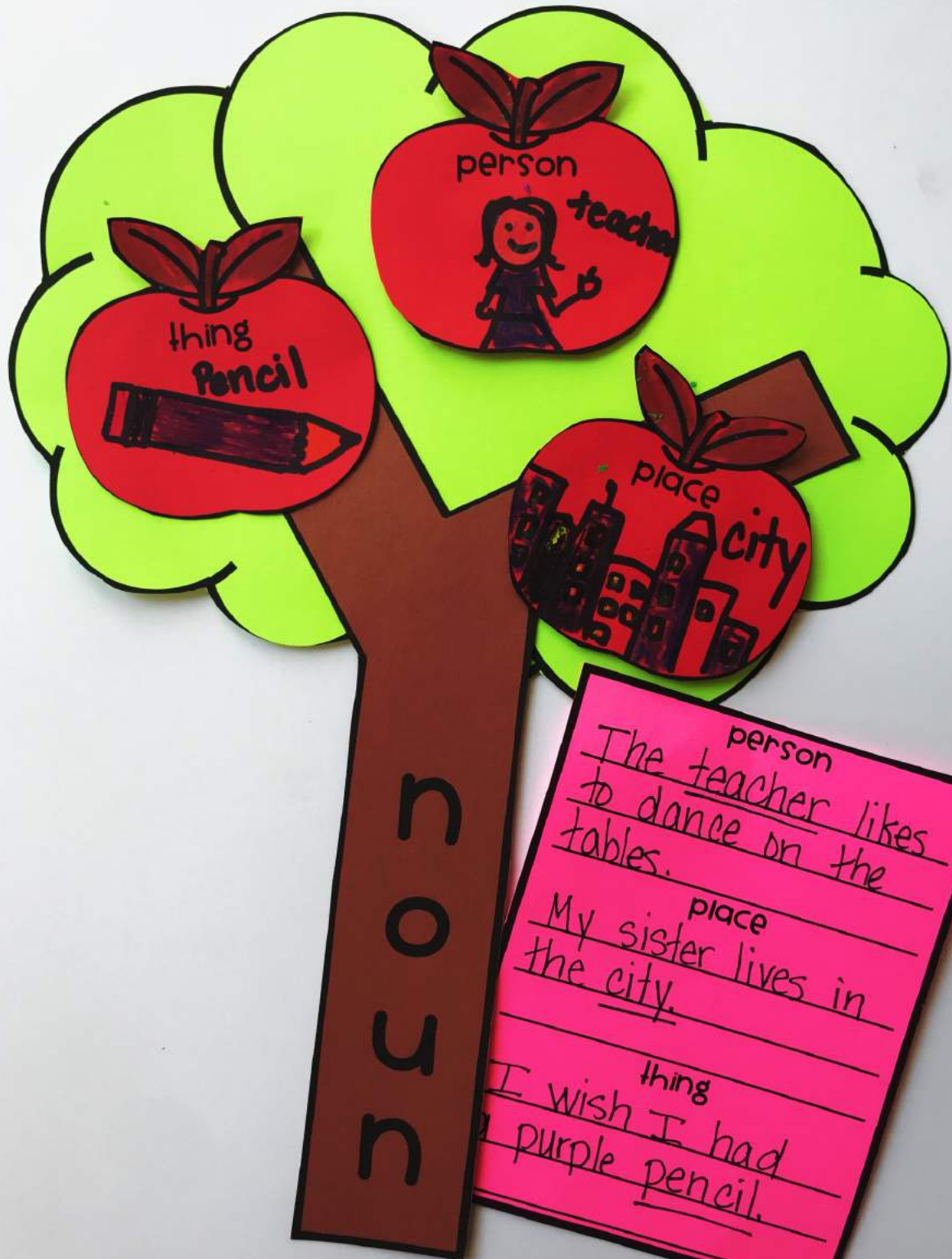
- a. purse b. big
c. too

NOUNS

The kitchen is a mess.

- a. kitchen b. mess
c. is


craft

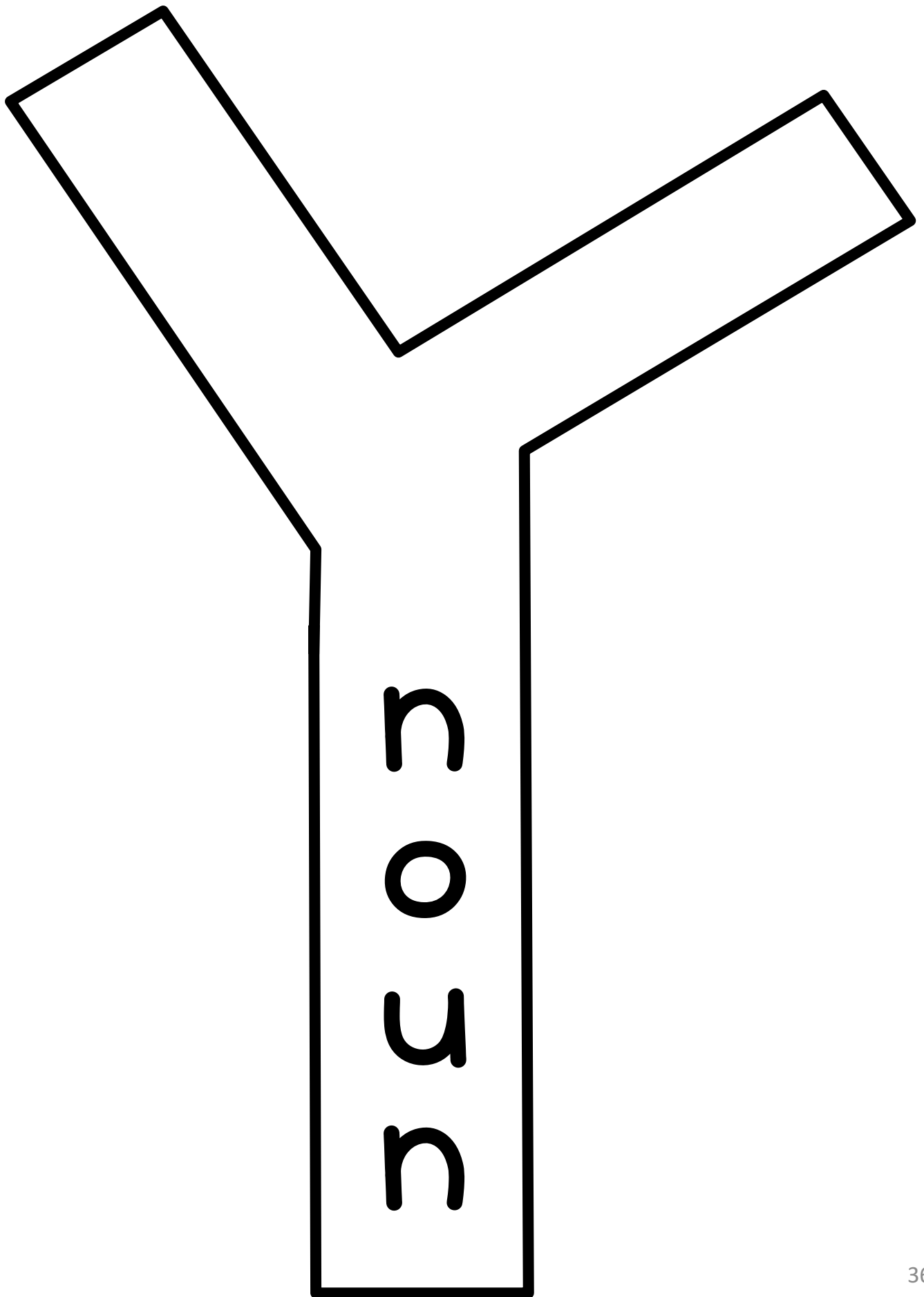






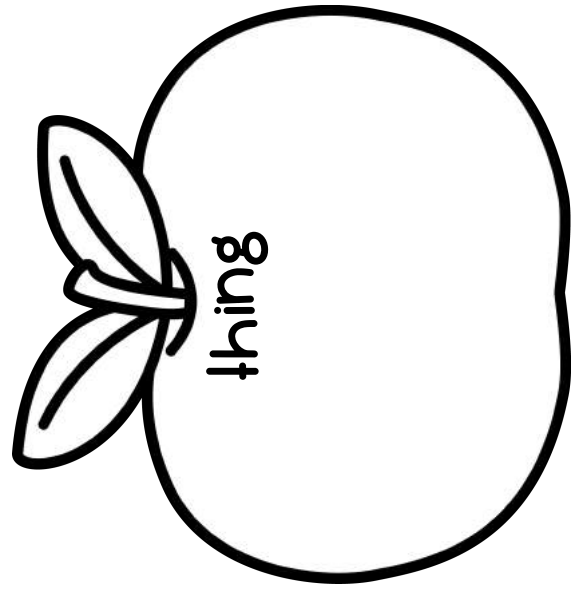

Craft Directions

Directions:

1. Use the pictures as a guide!
2. You can print on cardstock/construction paper or print on white paper and let the students color.
3. After making the apple tree, students must write a sentence using each noun.







person

place

thing

person

place

thing

person

place

thing

person

place

thing

COMMON NOUN ASSESSMENT

Name _____ Directions: Choose the best answer.

Find the common noun.

1. The sun is shining brightly.
a. shining
b. sun
c. brightly

2. The cup is hot.
a. cup
b. is
c. hot

3. The boy tripped and fell.
a. fell
b. tripped
c. boy

4. The store will open at noon.
a. open
b. store

Sort the nouns. Write each noun in the correct group.

teacher	pencil
store	baby
apple	restaurant

person

--	--

place

--	--

thing

--	--

COMMON NOUN ASSESSMENT

Name _____ **Answer Key** Directions: Choose the best answer.

Find the common noun.

1. The sun is shining brightly.

- a. shining
- b. sun**
- c. brightly

2. The cup is hot.

- a. cup**
- b. is
- c. hot

3. The boy tripped and fell.

- a. fell
- b. tripped
- c. boy**

4. The store will open at noon.

- a. open
- b. store**

Sort the nouns. Write each noun in the correct group.

teacher	pencil
store	baby
apple	restaurant

person

teacher	baby
----------------	-------------

place

store	restaurant
--------------	-------------------

thing

apple	pencil
--------------	---------------

PROPER NOUN Anchor Chart Example

A proper noun is a specific...




person	place	thing
teacher → Mrs. Griffith	store → Walmart	shoes → Nike
girl → Kate	park → Harrods Hill	candy → Snickers
boy → Beckett	restaurant → McDonalds	book → Chrysanthemum
doctor → Dr. White	zoo → Louisville Zoo	Animal
baby → Emma	coffee shop → Starbucks	monkey → Curious George
		dog → Marley

This is a fun anchor chart to make WITH the students. I always have the common nouns listed (to save time) and let my students come up with proper nouns.

PROPER NOUN

Name Sophie

Directions: Write a proper noun in each box. Draw a picture of the proper noun and use it in a sentence.

PERSON	PLACE	THING
<u>Sophie</u> 	<u>Harrods Hill Park</u> 	<u>Nike Shoes</u> 
<u>Sophie</u> has curly hair.	I like to swing at <u>Harrods Hill Park</u> .	I have red <u>Nike shoes</u> .

PROPER NOUN

A PROPER NOUN
IDENTIFIES A SPECIFIC
PERSON, PLACE, OR
THING.

Directions: Write a proper noun in each box. Draw a picture of the proper noun and use it in a sentence.

Name _____

PERSON

PLACE

THING

PROPER Noun Interactive Notebook Example

PROPER NOUNS are the names of specific people, places, and things. Proper nouns begin with capital letters.

COMMON

Nouns

PROPER

Nouns

teacher
girl

doctor
school
baby
monkey

dog

Mrs. Griffith
Sophie

Dr. Ison
Rosa Parks Elementary

Tim
Curious George

Zuma

PROPER NOUNS are the names of specific people, places, and things. Proper nouns begin with capital letters.

COMMON

Nouns

PROPER

Nouns

PROPER NOUNS are the names of specific people, places, and things. Proper nouns begin with capital letters.

COMMON

Nouns

PROPER

Nouns

PROPER NOUN scavenger HUt



Directions:

- Hide and/or tape nouns and proper nouns around the classroom. Sometimes I print doubles of the noun cards.
- Students must search the room for nouns. When they find a card they must read the word and decide if it is a common noun or a proper noun. Answers should be written in the correct column on the recording sheet. (Proper nouns are written with lowercase letters. Students must capitalize when writing.)
- Tip: Students probably won't find all of the cards. I always tell my students if they find six of each IT'S A WIN!

Common OR proper

Recording Sheet

Name _____

Directions: Search your classroom to find common and proper nouns. Write each noun in the correct group. Make sure to capitalize each proper noun.

Common Noun

Proper Noun

Common OR proper

Recording Sheet

Name _____

Directions: Search your classroom to find common and proper nouns. Write each noun in the correct group. Make sure to capitalize each proper noun.

Common Noun

store

coffee shop

girl

restaurant

car

candy

teacher

library

boy

Proper Noun

Walmart

Starbucks

Katie

McDonalds

Honda

M&Ms

Mrs. Griffith

Beaumont Library

Sam

store

walmart

coffee
shop

starbucks

girl

Katie

restaurant

mcdonalds

car

honda

candy

M&MS

mrs.
Griffith

library

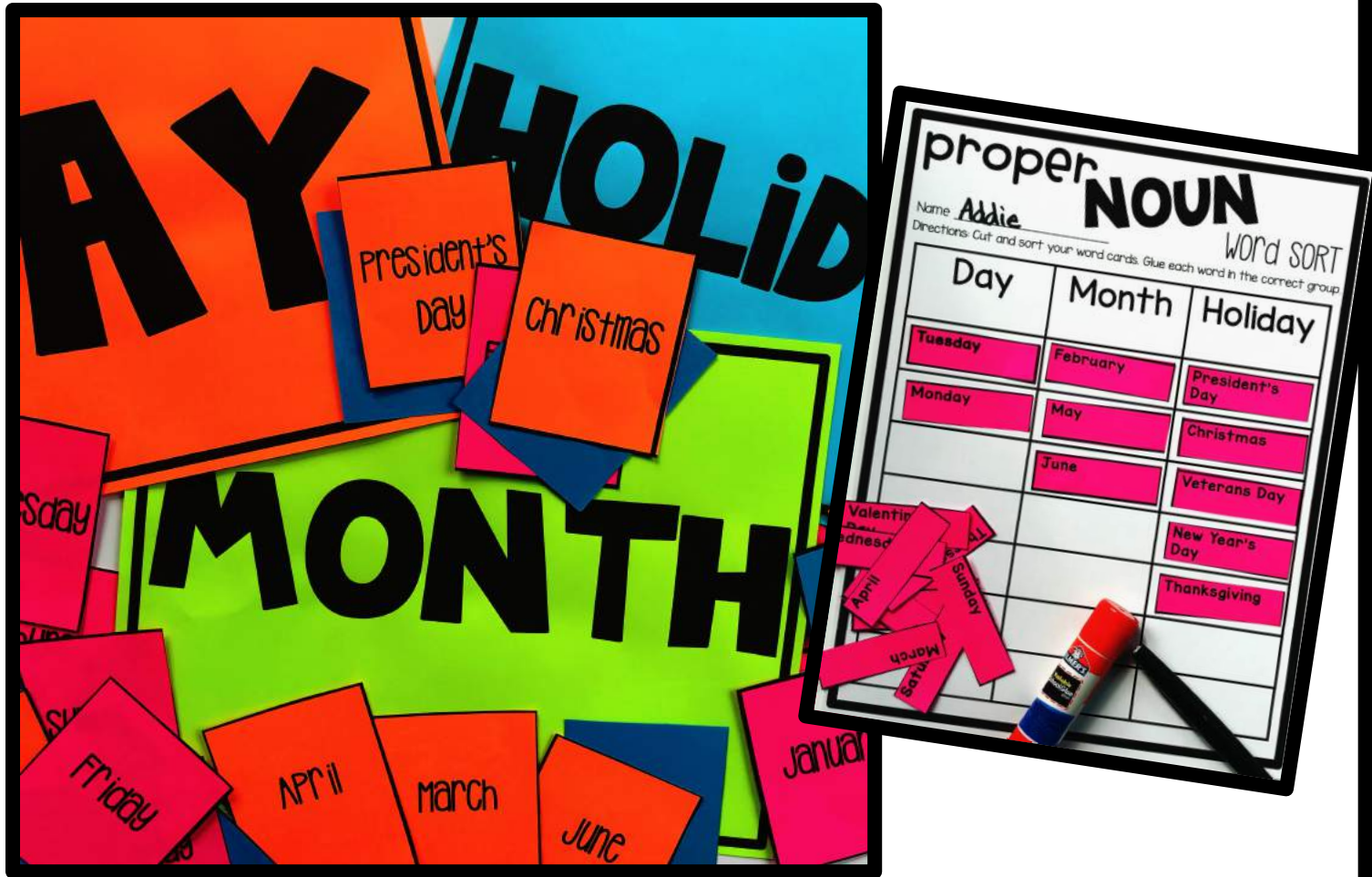
beaumont
library

boy

Sam




teacher

Day, Month, Holiday Class Sort Game



Directions:

- Put the month, day, holiday posters in three different corners of the room. Move the tables back, so that there is an open space in the center of the room.
- Put all of the cards face down in the center of the room. (Hint... you might want to spread the cards out a bit. I learned the hard way when students trampled over each other.. ha)
- When you say GO, students must RUN and grab a proper noun card that is face down in the center of the room, read the card, and then RUN to the correct poster.)
- I usually do this game a few times. Sometimes I pick winners... (The team that touches the correct poster first.)
- Once students have played the game several times, they can complete the word sort independently.



FIN

HOLIDAY

Sunday

Monday

Tuesday

Wednesday

Thursday

Friday

Saturday

January

February

March

June

July

April

May

Halloween

Valentine's
Day

Christmas

President's
Day

veterans
Day

Thanksgiving

New Year's
Day

proper **NOUN**

Word SORT

Name _____

Directions: Cut and sort your word cards. Glue each word in the correct group.

[illegible]

Saturday	January	Tuesday
Halloween	Friday	April
Sunday	Valentine's Day	President's Day
Veterans Day	Monday	New Year's Day
Christmas	February	Wednesday
Thursday	March	Thanksgiving
June	May	July

Saturday	January	Tuesday
Halloween	Friday	April
Sunday	Valentine's Day	President's Day
Veterans Day	Monday	New Year's Day
Christmas	February	Wednesday
Thursday	March	Thanksgiving
June	May	July

proper NOUN

Name Answer Key

Word SORT

Directions: Cut and sort your word cards. Glue each word in the correct group.

Day	Month	Holiday
Sunday	January	Halloween
Monday	February	Valentine's Day
Tuesday	March	Christmas
Wednesday	June	President's Day
Thursday	July	Veterans Day
Friday	April	Thanksgiving
Saturday	May	New Year's Day

PROPER NOUN ASSESSMENT

Name _____

Find the proper noun.

1. Mrs. Griffith is very happy!
a. happy
b. very
c. Mrs. Griffith
2. We need to go to the store to get school supplies. Mom wants to go to Walmart.
a. store
b. Walmart
c. school

3. We love cupcakes from Gigi's Bakery. Chocolate is my favorite!
a. we
b. Chocolate
c. Gigi's Bakery

Sort the nouns. Write each noun in the correct group. Give the proper nouns a capital letter.

teacher	store
starbucks	walmart
wednesday	doctor
mr. griffith	coffee shop

proper nouns

common nouns

PROPER NOUN ASSESSMENT

Name _____ **Answer Key**

Find the proper noun.

- 1. Mrs. Griffith is very happy!
a. happy
b. very
c. Mrs. Griffith
- 2. We need to go to the store to get school supplies. Mom wants to go to Walmart.
a. store
b. Walmart
c. school

- 3. We love cupcakes from Gigi's Bakery. Chocolate is my favorite!
a. we
b. Chocolate
c. Gigi's Bakery

Sort the nouns. Write each noun in the correct group. Give the proper nouns a capital letter.

teacher	store
starbucks	walmart
wednesday	doctor
mr. griffith	coffee shop

proper nouns

Starbucks	Walmart
Wednesday	Mr. Griffith

common nouns

teacher	store
doctor	coffee shop

POSSESSIVE NOUN Anchor Chart Example

A possessive noun shows OWNERSHIP

noun → person, place, thing
possess → to own

* Possessive nouns have an apostrophe.

Katie's shoes
Ben's fork
Mrs. Griffith's coffee

Lilly's dress
the dog's bone

This is a simple anchor chart to make WITH the students. It's a good idea to already have the title and definition listed. Students can help you come up with possessive nouns.



POSSESSIVE nouns

Name _____

Directions: Fold on the black line and cut on the dotted line. Read each sentence. Underline the possessive noun and circle the owner of the noun. Illustrate the sentence under each flap.


Addie's dog
ran down the
hill.

The girl's spider
ate an apple.

The boy's fish
did a flip.

Are you going
to Sophie's
house?

Make a POSSESSIVE noun Partner Game



Directions:

- Print the people and animals on one color and the things on another color.
- Every student gets a card.
- Students must walk around the room to find a partner. Each team must have two different colors (a person or animal and a thing).
- Students must work together to turn the noun into a possessive noun and use the words in a sentence. They must illustrate their sentence.

Kate

Addie

boy

girl

teacher

SPider

elePhant

santa

zebra

person/animal

dog

cat

bear

mom

dad

worm

Pig

baby

doctor

person/animal

coffee

pencil

burger

purse

taco

earring

Pizza

hair

shirt

thing

Pants

apple

Shoes

bone

desk

Phone

SOUP

SPOON

ice cream

thing

POSSESSIVE NOUN INTERACTIVE NOTEBOOK EXAMPLE


POSSESSIVE Nouns

Sam



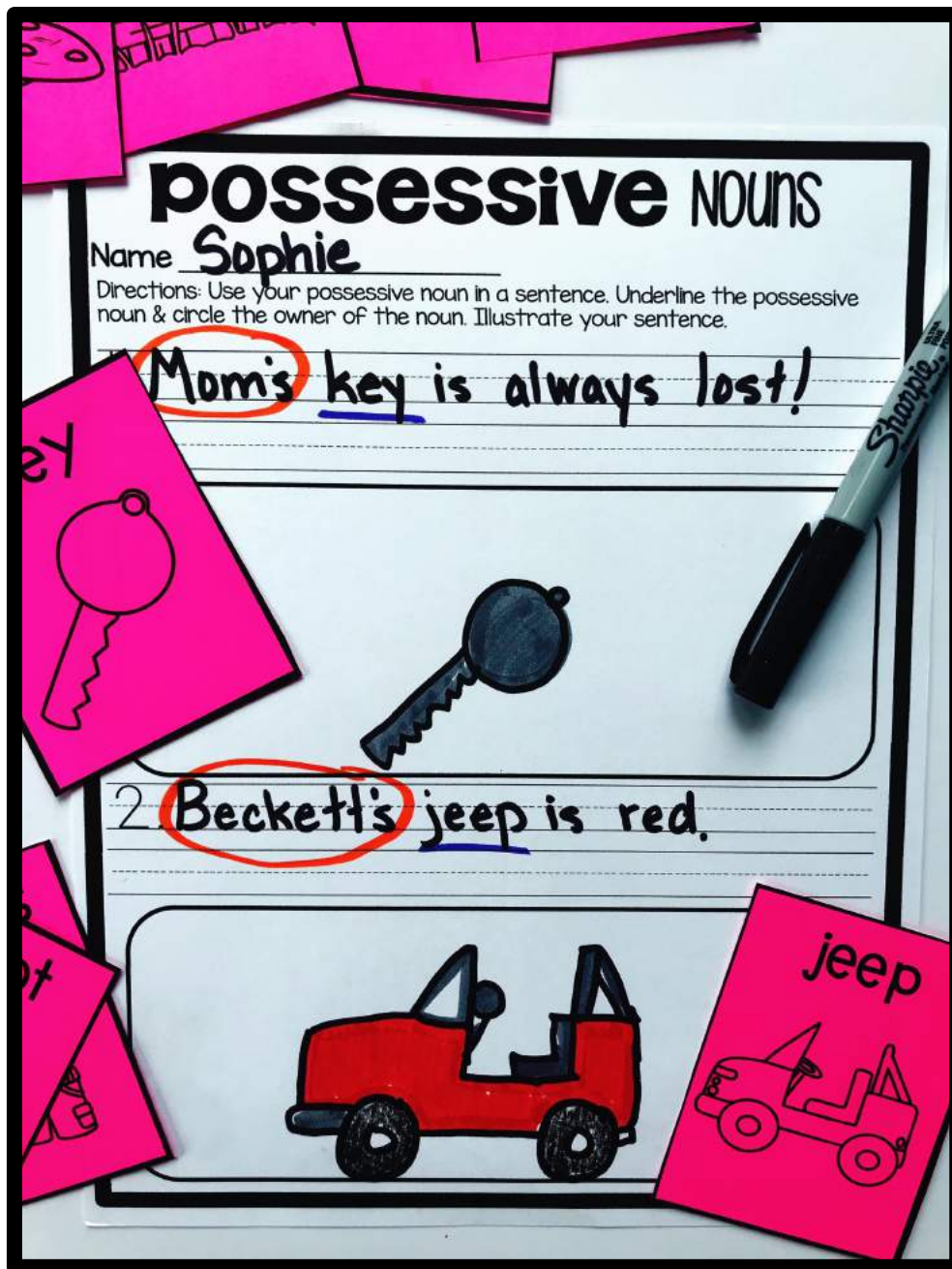
1. Sam's bowl is full of food.
2. Sam's bed is soft.
3. Sam's ball is bouncy.
4. Sam's bone is in his bed.

POSSESSIVE Nouns



Directions: Cut on the bold lines. Write three sentence to show and describe what belongs to Fred. Underline the possessive noun and circle the owner of the noun.


POSSESSIVE noun Partner Game



Directions:

- Each team needs a set of cards. Students must pick a noun card and work with their partner to turn the noun into a possessive noun.
- Each child must write a sentence using the possessive noun and illustrate the sentence.


gum



bun



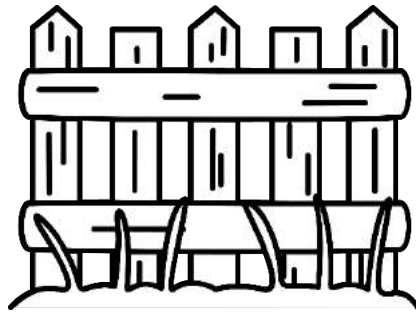
clothes




cookies




fence




jeep



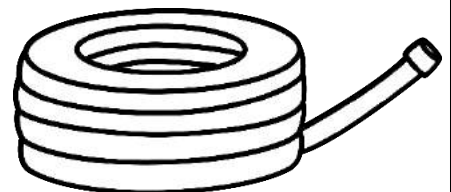
key



robot



hose



possessive Nouns

Name _____

Directions: Use your possessive noun in a sentence. Underline the possessive noun and circle the owner of the noun. Illustrate your sentence.

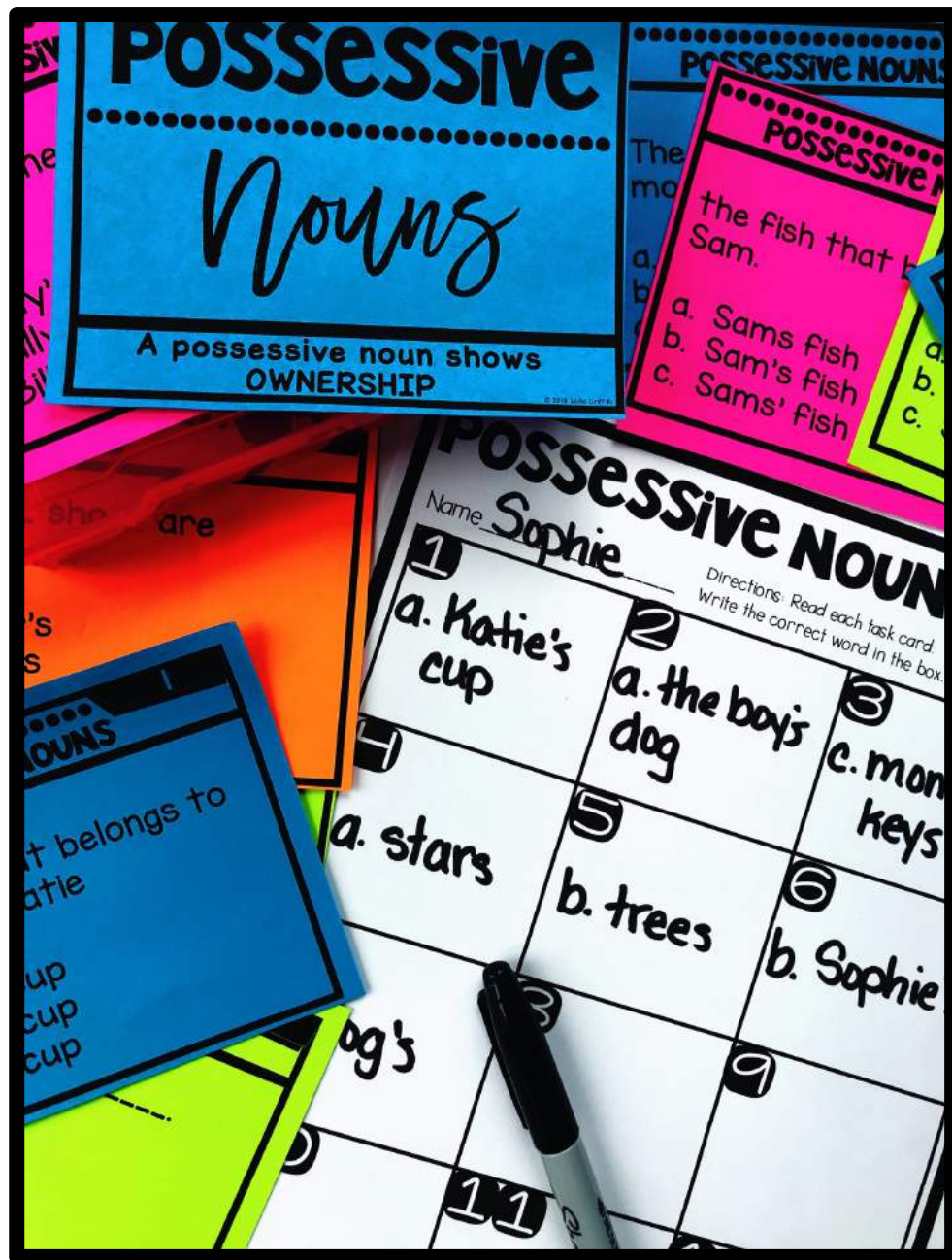
1. _____



2. _____



POSSESSIVE noun SCOOT With Task cards



Directions:

- Tape the task cards around the classroom.
- Students will move around the room, read the sentence, and answer the questions.
- Students will write answers on the recording sheet.

POSSESSIVE NOUN

RECORDING Sheet

Name _____

Directions: Read each task card.
Write the correct word in the box.

1

2

3

4

5

6

7

8

9

10

11

12

POSSESSIVE NOUN

RECORDING
Sheet

Name Answer Key

Directions: Read each task card.
Write the correct word in the box.

1

a. Katie's
cup

2

a. the
boy's dog

3

c. mom's
keys

4

a. stars

5

b. trees

6

b. Sophie's

7

a. dog's

8

a. puppy's

9

a. tables

10

a. Billy's
phone

11

b. Sam's
fish

12

a. Parker's

POSSESSIVE

Young

A possessive noun shows
OWNERSHIP

© 2018 Hollie Griffith

2

POSSESSIVE NOUNS

The dog that belongs to the
boy

- a. the boy's dog
- b. the dog's boy
- c. the boys' dog

POSSESSIVE NOUNS

The cup that belongs to
Katie

- a. Katie's cup
- b. Katies' cup
- c. Katies cup

3

POSSESSIVE NOUNS

The keys that belong to
mom

- a. moms keys
- b. mom's keys
- c. moms' keys

POSSESSIVE NOUNS

There are five ----- in the sky.

- a. stars
- b. star's
- c. star

POSSESSIVE NOUNS

I like tall shady -----.

- a. trees'
- b. trees
- c. tree's

POSSESSIVE NOUNS

Do you know where ----- keys are?

- a. Sophies'
- b. Sophie's
- c. Sophies

POSSESSIVE NOUNS

The ----- fur stinks!

- a. dog's
- b. dogs
- c. dog

POSSESSIVE NOUNS

The ----- breath stinks!

- a. puppy's
- b. puppies'
- c. puppies

POSSESSIVE NOUNS

My teacher lets us dance
on the -----.

- a. tables
- b. table's
- c. tables'

POSSESSIVE NOUNS

The phone that belongs to
Billy

- a. Billy's phone
- b. Billys phone
- c. Billys' phone

POSSESSIVE NOUNS

The fish that belongs to
Sam

- a. Sams fish
- b. Sam's fish
- c. Sams' fish

NOUNS

----- shoes are missing.

- a. Parker's
- b. Parkers
- c. Parkers'

POSSESSIVE NOUN ASSESSMENT

Name _____

Circle the word that completes the sentence.

1. _____ dog needs a bath.

- a. Bobs
- b. Bobs'
- c. Bob's

2. Do you have _____ shoes?

- a. Katie
- b. Katies'
- c. Katie's

3. When it's dark I like to lay on the ground and look at the _____.

- a. star's
- b. stars
- c. stars'

Choose the best answer.

4. The shoes that belong to Ben

- a. Ben's shoes
- b. Bens shoe's
- c. Bens shoes

5. The hat that belongs to the frog

- a. the frogs' hat
- b. the frogs hat
- c. the frog's hat

3. The bone that belongs to the dog

- a. the dogs bone
- b. the dog's bone
- c. the dog's bone'

POSSESSIVE NOUN ASSESSMENT

Name _____

Answer Key

Circle the word that completes the sentence.

1. _____ dog needs a bath.

a. Bobs

b. Bobs'

c. **Bob's**

2. Do you have _____ shoes?

a. Katie

b. Katies'

c. **Katie's**

3. When it's dark I like to lay on the ground and look at the _____.

a. star's

b. **stars**

c. stars'

Choose the best answer.

4. The shoes that belong to Ben

a. **Ben's shoes**

b. Bens shoe's

c. Bens shoes

5. The hat that belongs to the frog

a. the frogs' hat

b. the frogs hat

c. **the frog's hat**

3. The bone that belongs to the dog

a. the dogs bone

b. **the dog's bone**

c. the dog's bone'



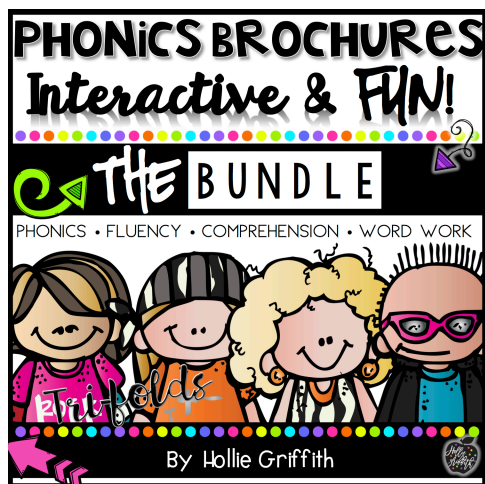
TOU

This product is for personal classroom use by a single teacher. If you would like a copy of this product for more than one teacher, please download additional licenses.

© Copyright 2017 Hollie Griffith. All rights reserved
Permission granted to copy pages specifically designed for student or teacher use by the original purchaser or license. The reproduction of any other part of this product is strictly prohibited. Copying any part of this product and placing it on the Internet in any form is strictly forbidden. Doing so is a violation of the Digital Millennium Copyright Act (DMCA).



Suggested Resources



www.holliegriffith.com
holliegriffith@icloud.com



Credits



origins digital
curio

charmed
crimson



www.holliegriffith.com